


ELECTRO-MECHANICAL COMPONENTS AND ACCESSORIES




PCBs




Retainers



CCAs



Backplanes



Front panels



Power Supplies



LIGHT



HEAVY


Horizontal Rails



Side Panels



Card Guides



	VME	VME64x/cPCI	VXS/VPX	aTCA	mTCA
Front Panels	 <p>Static & Cantilever Handles</p>	 <p>Insertion/Extraction Handles</p>		 <p>Insertion/Extraction Handles</p>	 <p>Insertion/Extraction Handles</p>
Subracks	 <p>EuropacPro (Light, Heavy Shielded or not)</p>	 <p>EuropacPro VME64x/cPCI (Shielded)</p>		NA	 <p>19" Subracks For Single or Double full sizes PIUs</p>
Cases	 <p>CompacPro, PropacPro and RatiopacPro</p>	 <p>RatiopacPro & RatiopacProAir</p>		NA	 <p>CompacPro mTCA</p>
Back planes	 <p>Comprehensive offering of standard backplanes across a wide array of bus architectures with technical capability to modify to meet any needs.</p>				
Systems	 <p>Wide variety of systems based on Eurocard mechanics</p>	 <p>Robust mechanics and effective heat dissipation for reliable operation.</p>	 <p>VME based systems using high speed connectors for increased performance</p>	 <p>ATCA 2 to 16-Slot Systems with 40G backplanes and up to 450w cooling per slot.</p>	 <p>High performance and high availability like ATCA in a smaller form factor</p>